

Privileged Credential Activity Reporting Services

Scheduled Reports


Creating New Schedules for Reports To create a schedule for a report, click the Schedules tab on the Report View page: Click the Create Schedule button. The Report Schedule page appears: Configure the report settings as listed in Editing Schedule Settings Click the Save button.

Creating and Editing Reports

There are two ways to create a Report. From the Reports Edit page, click the Add New link at the bottom of a Report Category. Or alternatively, from the Reports View page, click the Create it link at the bottom of that page. Creating a Custom Report Click Reports on the main menu.



For more content like and follow me: [@bertblevins](https://twitter.com/bertblevins)



Built-in Reports

Secret Server includes many pre-configured reports that you can run or use as templates for creating custom reports. Below are the reports shipped with current release of Secret Server: Unless otherwise designated, reports listed are available in all editions.

Using Dynamic Parameters in Reports


As version 7.0, Secret Server allows creation of Reports using custom SQL. Reporting supports embedding certain parameters into the SQL to give the viewer controls to dynamically change the report.

Reports Overview

The reporting interface comes with a set of standard reports. These reports include a variety of 2D and 3D charting and graphing components and a full grid of data. Some of the reports are purely data detailed and have no charts. You can also create your own reports based on any Secret Server data.



For more content like and follow me: [@bertblevins](#)



Audits and Reports

Before running reports and audits, you must create something to report on—to that end: Import a few accounts or create secrets manually Rotate passwords a few times View a couple of your secrets This generates enough audit logs to provide meaningful outputs in your reports: Security Hardening Repor.

Saving Reports to File


Click the Reports menu item. The Reports page appears: Click the link for the desired report. Its page appears: Click the button in the top right of the item table. The download popup appears: Click the Export dropdown list to choose which data to download.

Audit Reports

In addition to the user audit and individual secret audit, the reporting feature provides a series of activity, user, and secret reports. See Built-in Reports for the most up-to-date list of reports included. Users can also create their own, custom reports.



For more content like and follow me: [@bertblevins](#)



Viewing Auditing for a Report

To view auditing for all actions performed on a report, do the following: Click Reports from the left navigation panel. Click the report for which you wish to view an audit. At the far right end of the page, click the button labeled View Audit.

Reporting and Dual Controls


If there are requirements around protecting potentially personally identifying information when running reports or viewing recorded sessions, you can enforce that another user has authorized you by enabling dual control for a secret or Report.

Viewing a User Audit Report

To view a user audit report: From the Reports page, click the User Audit tab. From the dialog on the tab, select a user and a date range to view. Click Search History to view the user's audit trail. The audit search displays results for all the secrets the selected user has viewed or edited during.



For more content like and follow me: [@bertblevins](#)



Secret Server Telemetry

Overview There are 3 reasons for Delinea products to call home—when:
Checking for available updates Activating licenses Reporting anonymized usage metrics Each of these communications is explained below and can be disabled or avoided. Checking for and Downloading Updates Frequency: Once per day The...

Developer Resources


This topic is a one-stop resource for Secret Server developers. It points to topics, as well as legacy knowledgebase articles. See the main APIs and Scripting section too. Custom Reports Creating a Custom Report Using Dynamic Parameters in Reports General Scripting Configuring CredSSP for WinRM...

Auditing Overview

Secret Server provides comprehensive auditing features to help organizations meet regulatory requirements and ensure security compliance. Here is an overview of the auditing capabilities in Secret Server: Local Auditing Secret Server locally audits all actions taken within the system.



For more content like and follow me: [@bertblevins](#)



Features

Secret Server On-Premises Features by Version General Access Control See Gain control over web apps and cloud management platforms for more information. Password hiding refers to techniques used to prevent passwords from being displayed or stored in plain text, thereby protecting them from being.

Secret Server Role Permissions List

Overview Secret Server uses role-based access control (RBAC) to regulate permissions. The roles are assigned to users or groups. A complete list of the permissions available to roles appears below: To see the built-in roles and what permissions they possess, click the desired role link on the Admin.

Secret Server Cloud

Secret Server Cloud is a scalable, multi-tenant cloud platform that offers the same robust features as the on-premise Secret Server Professional edition. Hosted on the Microsoft Azure platform, Secret Server Cloud ensures that all backend services, databases, and redundancy are securely managed by...



For more content like and follow me: [@bertblevins](#)



**Share your
thoughts in
comments
below**



For more content like and follow me: [@bertblevins](#)